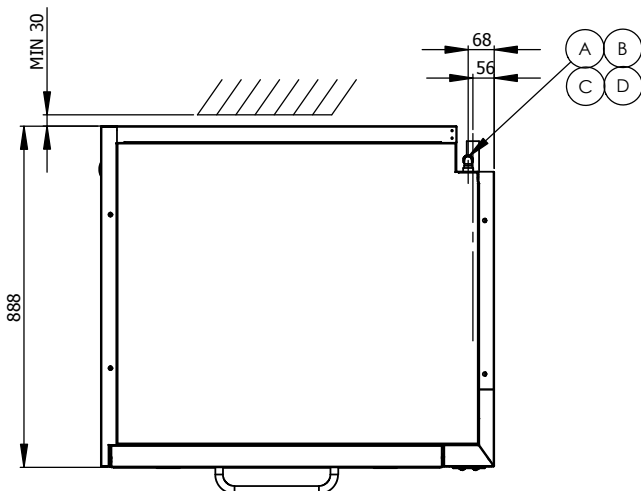
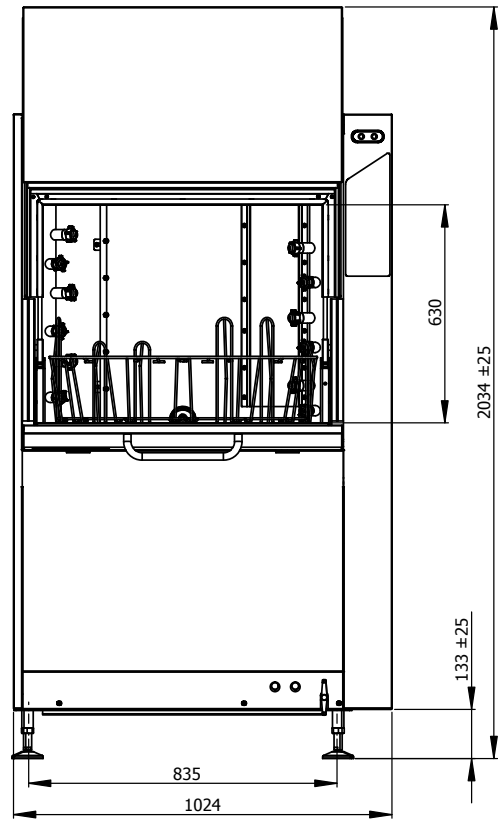
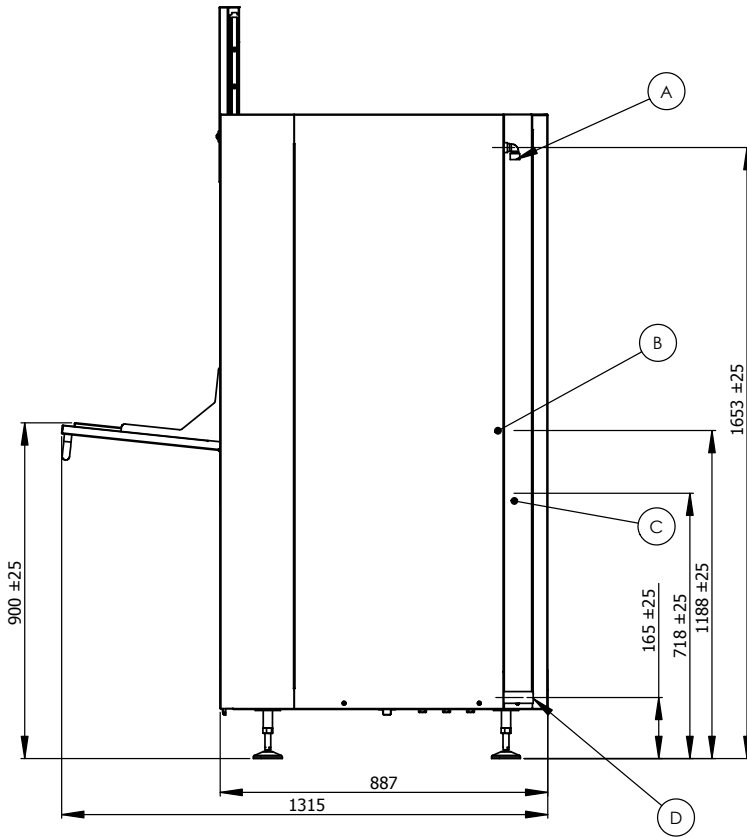




Installation drawings

(mm)



A = Water supply: 55-65 °C, (cold water optional), 3-10 °dH, 5-18 °f
1-6 bar, 15 L/min, Max static 6 bar.

G ½" BSP female, flexible hose min inner Ø 9 mm.

B = Detergent/rinse aid connection 230V AC max 500 mA

C = Electrical connection (full technical data in previous page or user manual)

D = Drain Ø 32 mm, capacity min. 50 L/min

Other:

Ventilation capacity: With steam reduction 150 m³/h (separate cold water connection required, 3-6 bar). Without steam reduction 500 m³/h